

BITHERMOSTATIC BIMETALLIC STEAM TRAP PG45Ti (DN 15 - 25 / DN 1/2" - 1")

General Description

Bi-Thermostatic bimetallic steam trap, with corrosion resistant regulator unaffected by waterhammer and superheated steam. Balanced pressure valve. Independent seat and shutter, and external adjustment device while running for temperature and flow discharge. Strainer type "Y".

The fact that both, valve and seat, be independent and located in the low flow discharge area, reduces erosion and extends the life of the trap. The condensate discharge is controlled by bimetallic thermostat, continuously adjusting to changes of condensate flow. Automatic air venting. Installation in any position. The independence of the valve and seat reduces dramatically the costs of its spare parts, joined to the fact that it has an external adjustment device while running, makes an extremely low maintenance cost steam trap.

Operation

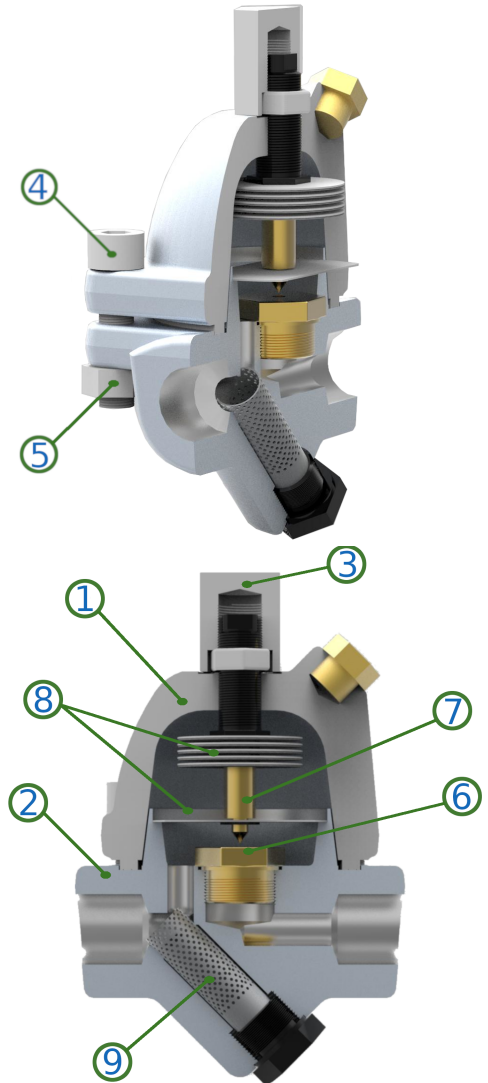
During the start-up, the condensate is cold and the bimetals are flat. When the temperature starts to rise the bimetals will expand producing the progressive closure of the valve. In this way the steam trap is able to adjust itself to changing conditions because if the pressure rises, the higher pressure acts on the valve but at the same time the higher temperature will act on the bimetals. Its quick automatic air venting prevents air binding. The valve is placed on the upper stream far from the flash steam zone, this avoids erosion and waste, contributes to a long effective life and reduces maintenance costs.

Operating conditions

Max. operating pressure:	45 bar
Max. differential pressure:	45 bar
Max. Temperature:	400°C

Connections

- Butt Weld: 1/2" & 3/4".
- Socket Weld: 1/2" & 3/4".
- Flange: DIN PN 50/100, DN 15, 20, 25.
ANSI 300/600#, DN 1/2", 3/4" & 1".
- Other connections upon request.



Materials

1 Cover	Carbon steel A105
2 Body	Carbon steel A105
3 Top cap	S. steel AISI 303
4 Screw	ASTM A193 B7
5 Nut	ASTM A194 2H
6 Seat	S. steel AISI 420(*)
7 Valve	S. Steel AISI 440B(*)
8 Bimetals	Alloy. 38/7NiCr & 19/7NiCr
9 Strainer	S. steel A182 F304

(*) Coated by Titanium Nitride (TiN).

Spare Parts

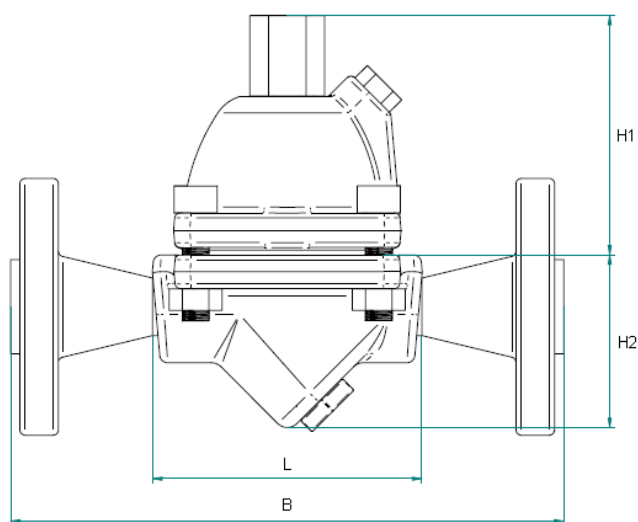
- Seat
- Valve
- Gasket set

STEAM TRAP PG45Ti

Other characteristics

This type of steam trap allows can be, continuously and remotely, monitored by SmartWatchWeb system in order to detect anomalies during operation, such as the possibility of appearance of external or internal leak, correct condensate discharge temperature in order to improve the energy efficiency of the installation, pressure and backpressure problems.

Dimensions



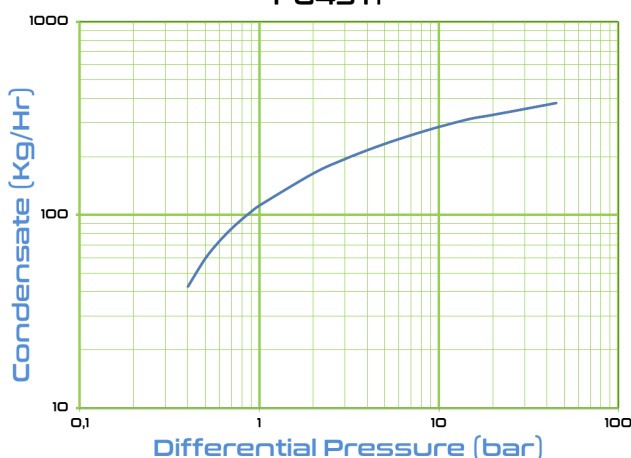
DN (inches)	1/2"	3/4"	1"
H1 (mm)	89	89	89
H2 (mm)	64	64	64
L (mm)	95	95	--
B (mm) ANSI 300#	160	185	205
B (mm) ANSI 600#	185	185	205

Minimum disassembly distance: 60mm.

Approximate weight (without flanges): 3,1Kg

Capacity Curve


PG45Ti



Capacity refer to continues service.
Cold water (Start-up) capacity will be 2.5 higher.

External adjustment

With its external adjustment device, the user can easily modify the conditions of evacuation of condensate without interrupting the pipe or trap service. To do this, simply remove the top cap (24 mm wrench), loosen the lock nut with the same wrench and turn as necessary the adjustment screw (8 mm wrench), up to get the required condensate flow or temperature (BiTherm qualified personnel adjusts every steam trap according to its operation conditions). Once adjusted, fix the safety nut with soft pressure and place back the top cap, fix tightly to achieve the total sealing. If sealing problems through the gasket are observed, replace it with an original new one.



Produced in accordance with Article 4.3 del PED - European Pressure Equipment Directive - PED 2014/68/EU.

Technical modification reserved. Copyright BiTherm 2018.

For more information please visit web www.bitherm-sistemas.com or contact your Bitherm's distributor.